

Worship Keyboard



*For seminar notes, please add your email address to the list
You'll also get our (rather good) weekly Worship Newsletter*

© www.musicacademy.co.uk

We will cover:



- Chord based playing
- Left and right hand rhythm
- Melodic ideas and fills
- Different styles and patterns
- Effective use of riffs
- Extended chords
- Leading worship from the keyboard
- Using various sounds

© www.musicacademy.co.uk

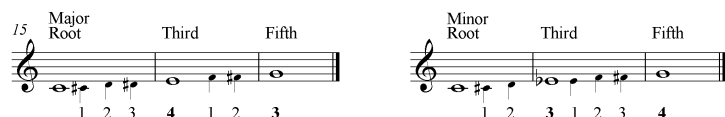
Chords based playing



- First things first - get to know different keys
- TTS (T) TTS



- Chords are based on scale notes
- Understand major and minor chords



© www.musicacademy.co.uk

The Nashville System




- Re numbering a chord chart – number notes in the key 1-7
- Just think alphabet!
 - **One** of each letter name
 - Never mix sharps and flats

1	2	3	4	5	6	7	1
Bb	C	D	Eb	F	G	A	Bb

© www.musicacademy.co.uk

Chord voicing

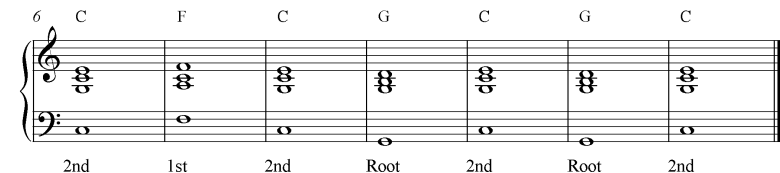
- Voicing is the order in which you play notes
- If the bass note is right you can play the other notes in any order
- 3 ways to play any major or minor chord



© www.musicacademy.co.uk

Chord voicing


- Aim for smooth voice leading.
- Economy of movement



© www.musicacademy.co.uk

Rhythm

- Keep it simple - 1/4 notes often best
- Try 1/8 notes (and occasionally 1/16 notes)
- 2 rhythms to be aware of:



© www.musicacademy.co.uk

Melody

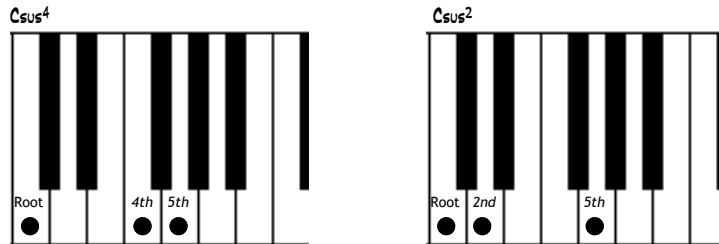
- Melodic parts add interest
- Be careful and sparing
- Use chord notes, passing notes, auxiliary notes
- Approach your destination by step (or from another chord note)
- Make good use of the 3rd-4th and 7th-8th notes in the key (the semitones)
- Don't cut across others in the band

© www.musicacademy.co.uk

More chords



- Sus chords

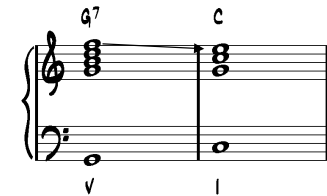


© www.musicacademy.co.uk

More chords



- 7th chords - 4 types!
- 7, m7, maj7 and maj-min7!
- 'Dominant' 7th important because of the pull towards chord 1:



© www.musicacademy.co.uk

More chords



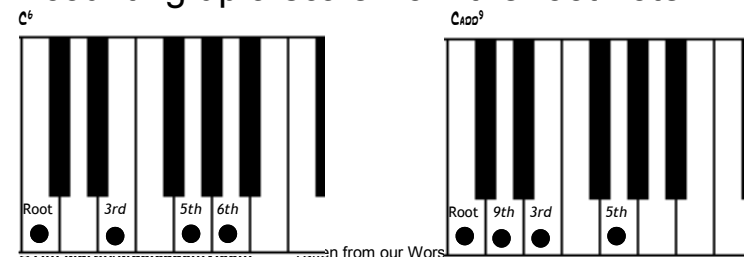
- Be careful with all 7ths in major chords - they always change the sound
- You can nearly always use a 7th in a minor chord (particularly in a major key) - it simply makes the sound richer

© www.musicacademy.co.uk

More chords



- Added note chords are based around counting up a scale from the root note:



© www.musicacademy.co.uk

Use riffs for parts



- A riff is a short repeating pattern
- Usually a snippet of melody
- Experiment at home and in rehearsal
- Don't take it too far

Different sounds



- 5 main types of sound - piano, EP, Pad, Strings, B3
- Understand the style of music you're playing
- Remember you don't always need to play

Leading worship...



- Practise all of your songs on your own so that the keyboard part is automatic
- Keep your playing simple
- Remember not to take up too much space

Conclusion



- Just because you can doesn't mean you should!
- Keep it simple
- BUT be creative where you can
- Always try to support the sound and meaning of the song